
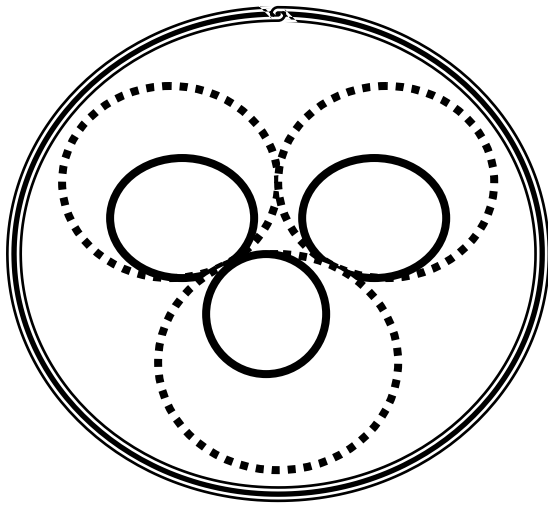


Design your own Iron Age Mirror






This is a drawing of the back of the Holcombe Mirror, a replica of which you can see on display at the Royal Albert Memorial Museum.

We think the patterns are made by creating circles or bits of circles. Try designing your own Iron Age bronze mirror by creating patterns using circular things to draw around. You could try jam jars, mugs and CD's as well as smaller things like coins, buttons and bottle tops. You could also use a pair of compasses to draw circles of different sizes.



Try starting with this

Draw 3 circles (like the  ones)
Draw 3 smaller circles inside (like the  ones)
Draw 1 big circles like the  one).

Can you see how Iron Age people began to make their patterns?