

## Visual Story

# For Hollow Earth: Art, Caves and the Subterranean Imaginary

A lot of what you see at RAMM stays the same, or changes just a little bit at a time. Some rooms are used for exhibitions that last for a short time – from two weeks up to four months. The exhibition Hollow Earth: Art, Caves and the Subterranean Imaginary is a temporary exhibition from 23rd September 2023. The last day is 7th January 2024.

### Arriving

This is the door to the exhibition. You can enter the exhibition through Garden Reception. This door will open automatically.



Figure 1: Entrance to exhibition

There is an optional QR code for artwork captions. This is inside the gallery and to the right. Scan this with your phone to read the captions on your phone.



*Figure 2: QR code poster*

## **What is in the Exhibition**

Hollow Earth explores the idea of caves as places of visions and experiences both sacred and profane through painting, photography, sculpture, video and objects from RAMM's collection. Hollow Earth features more than 30 artists including major works by the Victorian painter Sir Joseph Wright of Derby, famous Surrealist René Magritte, abstract artist Henry Moore, contemporary filmmaker Michael Ho, Guyanese expressionist painter Aubrey Williams, Chioma Ebinama and a film installation by Lydia Ourahmane.

The exhibition is divided into 5 sections and echoes the journey through caves, starting at the threshold and ending in the depths to consider questions of thresholds, darkness and prehistory.

Following 19th-century discoveries of rock paintings, caves were imagined as spaces of revelation, providing clues to the origin of our impulse to produce and display images. After World War II artists came to associate the cave with the primordial creative space and a refuge from the atomic era. Today, in an age of ecological breakdown, caves are portals to both the deep past and troubled futures, places where species and time intermingle.

## **What to expect**

The displays include paintings, photography, sculptures, videos and objects from RAMM's collection. The exhibition is in two galleries which is connected by a doorway at the end of the first gallery.

## Videos

There are three videos in this exhibition with seating. Two videos are projected into separate dark rooms within the exhibition. These have sound coming from speakers. The other video is displayed on a screen in the second gallery. This video has headphones.



Figure 4: Dark room for video projections



Figure 3: Dark room for video projections





Figure 5: TV screen with headphones

## Lighting

The exhibition has low lighting, but is not too dark. There are two smaller rooms within the exhibition which are dark for video projections (see above).

The exhibition contains artwork that uses lasers with flickering light. This may be unsuitable for those with epilepsy or light sensitivity. This is in the second gallery.



*Figure 6: Laser Artwork*

## **Sculptures and Artwork**

Within the exhibition there are ceramic sculptures. Some sculptures are in glass display cases in the first gallery.



*Figure 7: Glass cabinets in centre of gallery*

Some are on a table or a raised platform in the middle of the second gallery. Do not touch the objects or step onto the platform.



Figure 9: Sculpture on table



Figure 8: Raised platform

Some artwork has low ropes in front to stop you from getting too close. Be careful not to cross this rope or bump into it.




Figure 10: Low ropes

There is plenty of space around displays to easily move around.



## Things to do

When you enter the second gallery, there is an activity area to the right. There are play, write and draw packs for you to have a go at. There is a shelf to lean on while you fill the activities out or seats around the gallery. There is a magnetic board to share your work with other visitors.



Figure 11: Activity packs and magnetic board

## Photography

Photography is allowed. Please do not use flash.



Figure 12: Exhibition restrictions

## Quiet room

If you need to go somewhere quiet for any reason, ask a member of staff. They can take you to a quiet place.

## Ear Defenders

Anyone can borrow ear defenders at RAMM. You can ask at reception desk. Please give them back when you leave. They are cleaned regularly between visitors.



Figure 13: Ear defenders

## Leaving the Exhibition

You can leave through this door in the second gallery. This will lead you into the Finder's Keeper's Gallery. This door is an automatic door. Or you can leave the same way you entered.



Figure 14: Door to exit exhibition

## Relaxed Sessions

Relaxed sessions is a good way to enjoy this exhibition at a quieter pace. Numbers are limited to create a calmer atmosphere. Book before you travel to be sure of your place.

## To Book

Click on the link below to book a relaxed session: [Relaxed Sessions – Hollow Earth – RAMM \(rammuseum.org.uk\)](https://rammuseum.org.uk/relaxed-sessions-hollow-earth)

Or go to our website and search ‘Relaxed sessions’ in the search bar.

## Dates:

Friday 27 October, 9am to 10am

Friday 24 November, 9am to 10am

Friday 5 January, 9am to 10am

## Visual Stories and Getting to RAMM

This Visual Story has been produced with RAMM staff with autism.

RAMM has a Visual Story about getting to the museum and what you will find around the building. You can ask someone at Reception for a copy, or you can download it from the website before you come. Visit our Access Pages for more information.